





Fruit Tree Products Timing Chart



Dormant Stage
 Spray All Seasons, Copper or Bon Neen on dormant trees. This will kill any over wintering insects, egg masses and fungus spores from the plants. 40°F during day. Must have 2 or 3 weeks between these applications

Green Stage
 Now is the best time to use Fruit Tree Spray, Fruit Tree & Plant Guard or Orchard Spray. This will help with Scab, scale, rusts etc.

Flowering Stage
DO NOT spray during the flowering period. We don't want to kill bees and other pollinators. If they don't pollinate flowers there will be no fruit.

Post Flowering Stage Fruit Develops
 Once the flower petals have fallen off, start spraying the trees with Fruit Tree Spray, Fruit Tree & Plant Guard or Orchard Spray on a regular schedule. Reference label for the type of fruit you are spraying.

Harvest Time
 Stop spraying the number of days recommended on the label for the fruit you are spraying. Wash all harvested fruit.

Leaf Drop
 As in the spring it is recommended to spray All Seasons for control of any insects trying to over winter, egg masses and fungus spores. Must have 2 or 3 weeks between these applications.