



How do I get started?

Call an Arrow Buildings Representative to discuss your needs and ideas at no-charge. We'll need to know your approximate site size as well as municipality to advise on building code concerns that may apply in your community. Arrow works closely with local building inspectors and uses only quality contractors to construct post-frame buildings.

Contact us today!

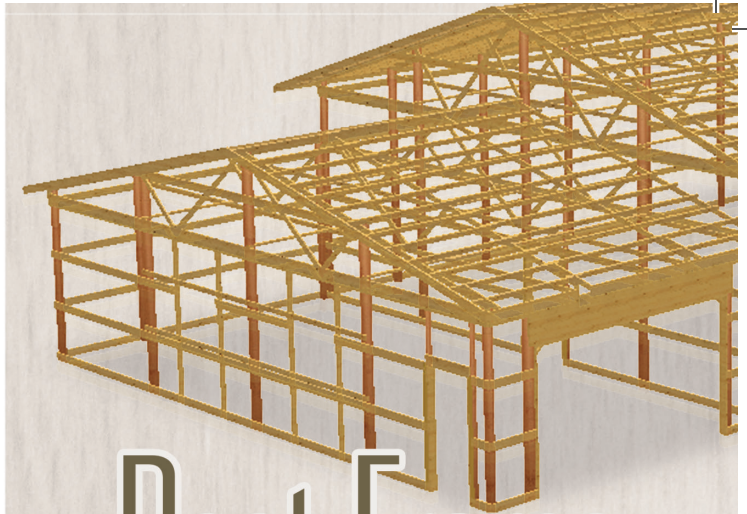
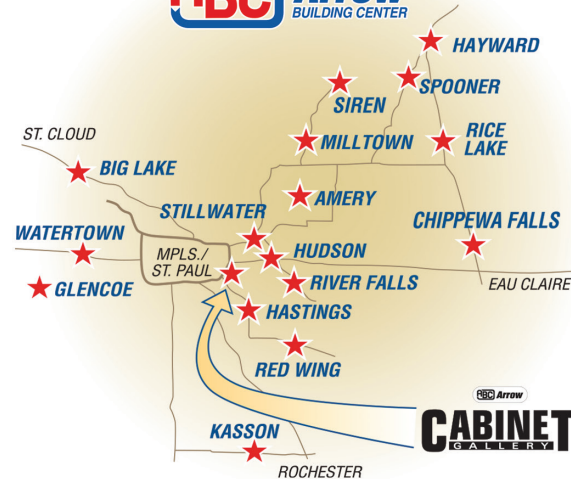
NORTHWESTERN WISCONSIN REGION
715-296-8545

ST. CROIX VALLEY REGION
715-690-1349



www.abc-clc.com

Arrow Buildings is a service provided by Arrow Building Center, serving customers in Eastern Minnesota and Western Wisconsin since 1903.



Post-Frame Buildings

AVAILABLE FROM





What is a post-frame building?


Often called pole buildings and pole barns, post-frame structures are buildings that are constructed around large posts that have been embedded into the ground or surface-mounted to a concrete slab. The strength of the frame provides for greater loads than conventional stud-walls while requiring less materials, lower costs, and faster build time.

What are the benefits?

- Lower total material cost when compared to stud-wall construction
- Design flexibility
- Faster completion time
- Versatility of options for exterior siding, interior walls, and roof
- The strength of post-frame construction allowing for generous open areas
- Long-term durability/structural stability



Our 3-D CAD service lets you preview what your post-frame structure will look like prior to finalizing plans and construction



What are some common uses of post-frame buildings?

- **Residential** – homes, garage, storage shed, recreational vehicle storage, gardening equipment storage, collector car storage, toy storage, workshop
- **Commercial:** business office, warehousing, vehicle storage, retail stores and more.
- **Agricultural:** equipment storage, crop storage, animal shelter, equestrian buildings, and more

What are some of the design options?

Post-Frame & Floor - Choice of engineered glue lam columns or treated natural wood posts. With proper post support, flooring can be dirt or concrete slab

Steel Choices - Long-lasting durable steel available in many colors and options to customize your building

Interior - Can be left unfinished or fully insulated, lined, and finished as desired

Accessories - Gable and eave overhangs, dormers, porches, cupolas, venting, windows, entry and garage door options are available to complement your post-frame building



www.abc-clc.com

